

Cross to Break

1057 GstarCAD Malaysia June 30, 2021 [Unique function](#) 0 3942

In engineering drawings, many places need to break the cross line. If we do this the original way, it will be very complex. Using this function breaking lines can be easily done.

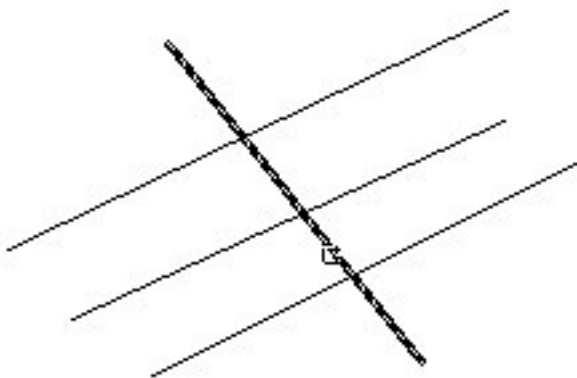
Menu : Express > GstarCAD Tools > Cross to Break

Command Entry : CBK

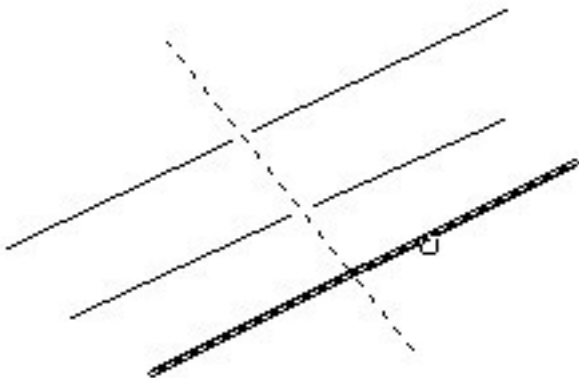
Operation steps:

1.Start the command.

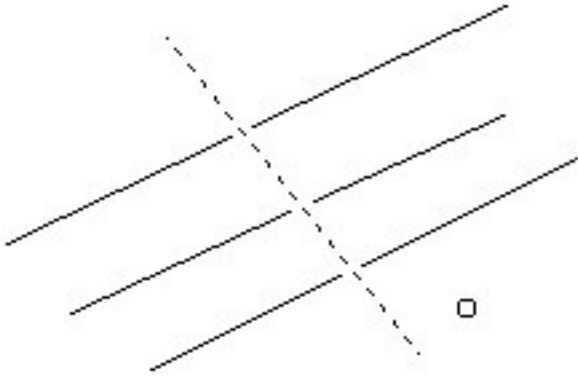
2.Specify the occluded line as shown below.



3.Choose the occluded (to be disconnected) line and what you selected will be cut off automatically as shown below.



4.Enter to finish the command, the effect will be as below.



Online URL: <https://www.gstarcad.com.my/knowledge/article/cross-to-break-1057.html>