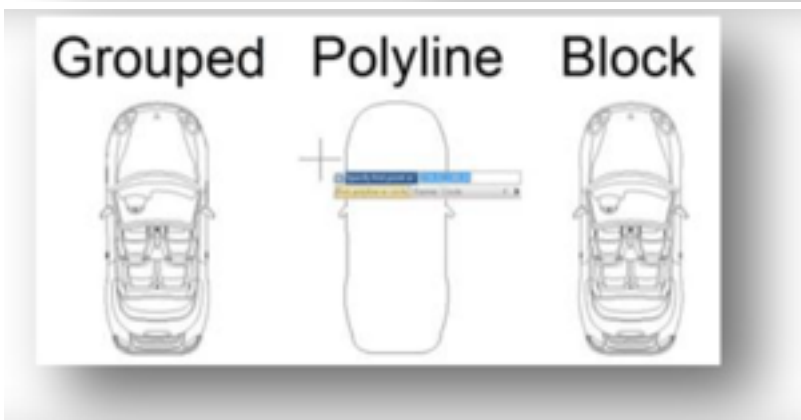
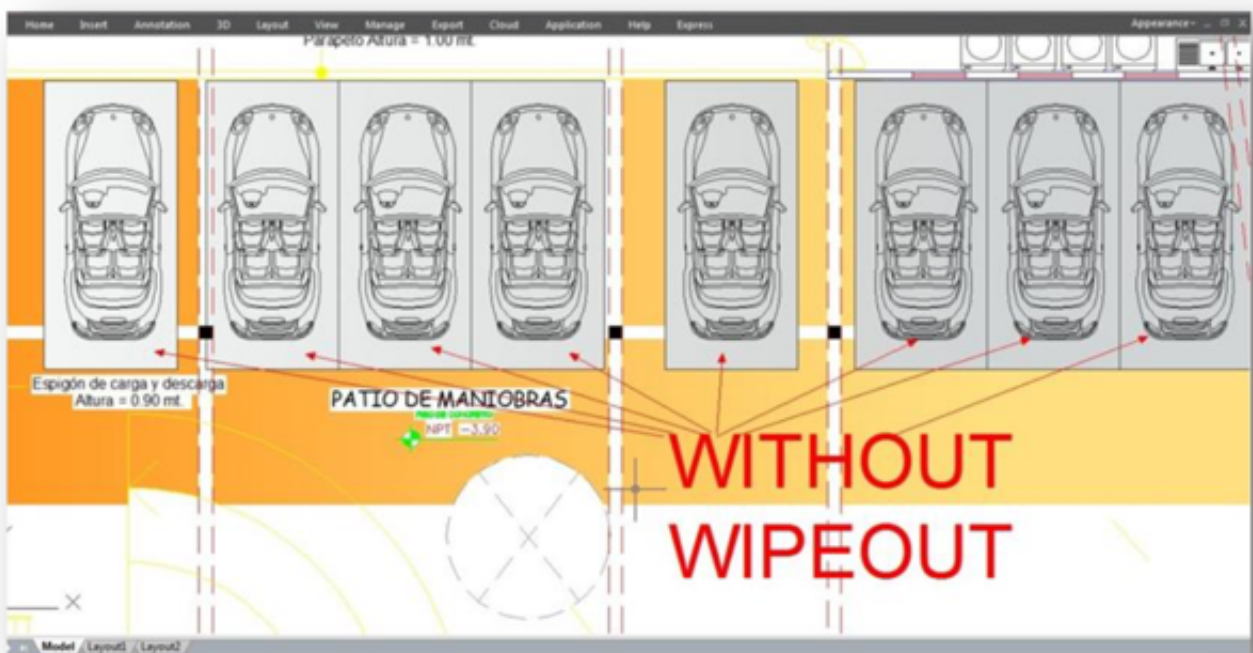
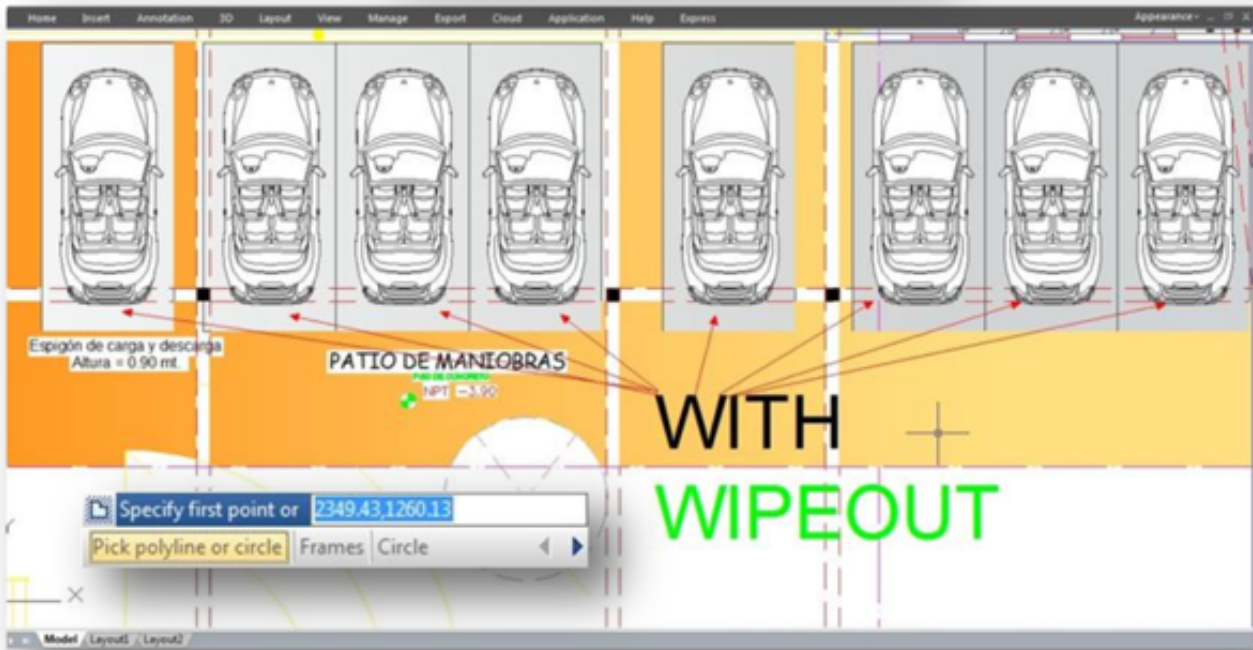


WIPEOUT Command

1181 GstarCAD Malaysia April 15, 2022 [CAD Commands](#) 0 5422

(Enhancement) GstarCAD 2017 brings you the WIPEOUT command enhanced with more options. Now this command could use a circle object to be wipeout or even you can pick up a closed polyline object containing arcs. For example, you can explode and outline a block definition shape (car) then join it as polyline then wipeout this polyline and group it with the block definition and place it on your drawing as showing below.





Enhancements - Design, share and visualize your CAD drawing is better with GstarCAD 2017. Best-ever core performance, best-ever functionalities implementation and best-ever innovations are what this CAD platform offers.

Related tutorial video:

- [Wipeout command](#) 00:37
- [Selectioncycling command](#) 00:54
- [Menus and Shortcut Menus](#) 01:10
- [Block command](#) 01:12
- [Revcloud command](#) 02:05

Above video sources from [TUTORIAL - GETTING STARTED WITH GSTARCAD](#), enrol now for free.

Online URL: <https://www.gstarcad.com.my/knowledge/article/wipeout-command-1181.html>