

GstarCAD stand-alone version online activation, 2018 - 2022

1338 GstarCAD Malaysia October 9, 2021 [Activate / Deactivate](#) 0 5179

RELATED
STEP

[System requirements](#)

[Download the latest installer](#)

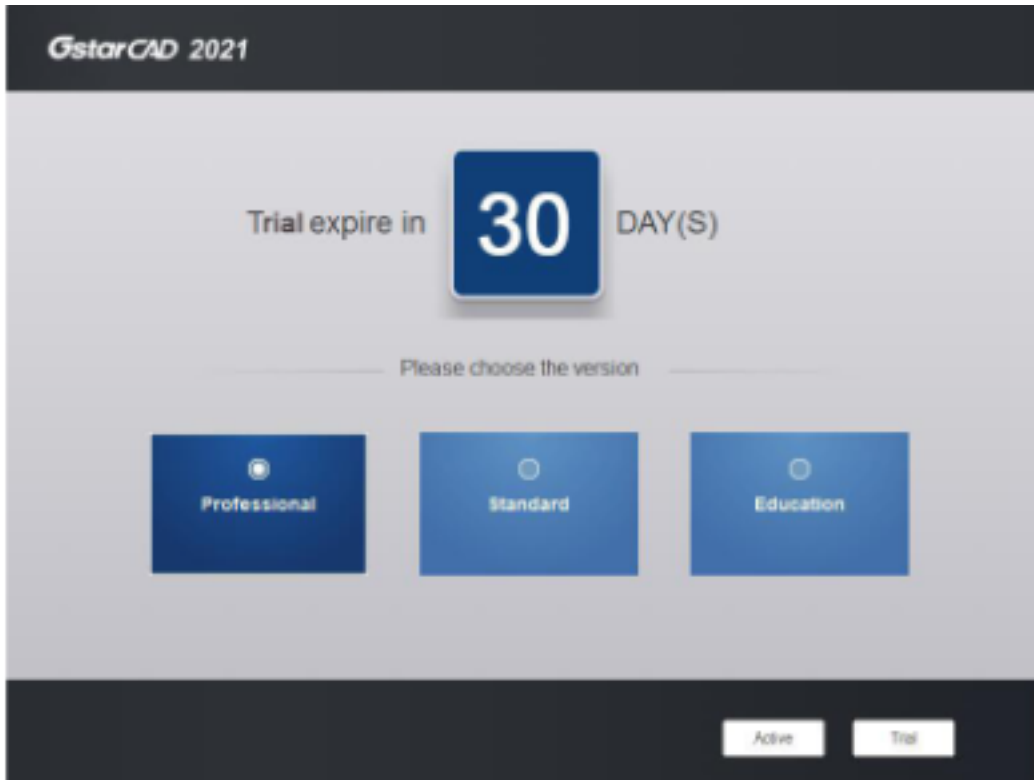
[Installation](#)

[Online Activate](#)

[Deactivation / Return](#)

License Key Activation

After you install GstarCAD 2021 and start-up software, the system prompts you to choose Activate or Trial. In both cases, please select a version accordingly first



- If you want to try GstarCAD 2021, just select **Trial** to get a **30-day trial** of the software. During the trial period, the product performs as fully activated.
- If you already have a valid license key, you can activate the software directly by selecting **Activate** to open GstarCAD License Manager. Or you can access GstarCAD License Manager from Help menu-Register

ALTERNATIVE STEP

If the GstarCAD is installed on the computer without internet access or an internal error may cause by the firewall or any blocked by security

service.

[Manual
Activation](#)

Standalone License Key

You need a valid standalone license key (*serial number e.g. 662E-DE07-0000-0050-8DBE-74A4-0000-0030*) to activate your GstarCAD, or you can get/borrow a network license from an existing license server in GstarCAD License Manager.

There are four methods provides in the License key tab.

Online Activation: Activate license online

Manual Activation: Activate license manually

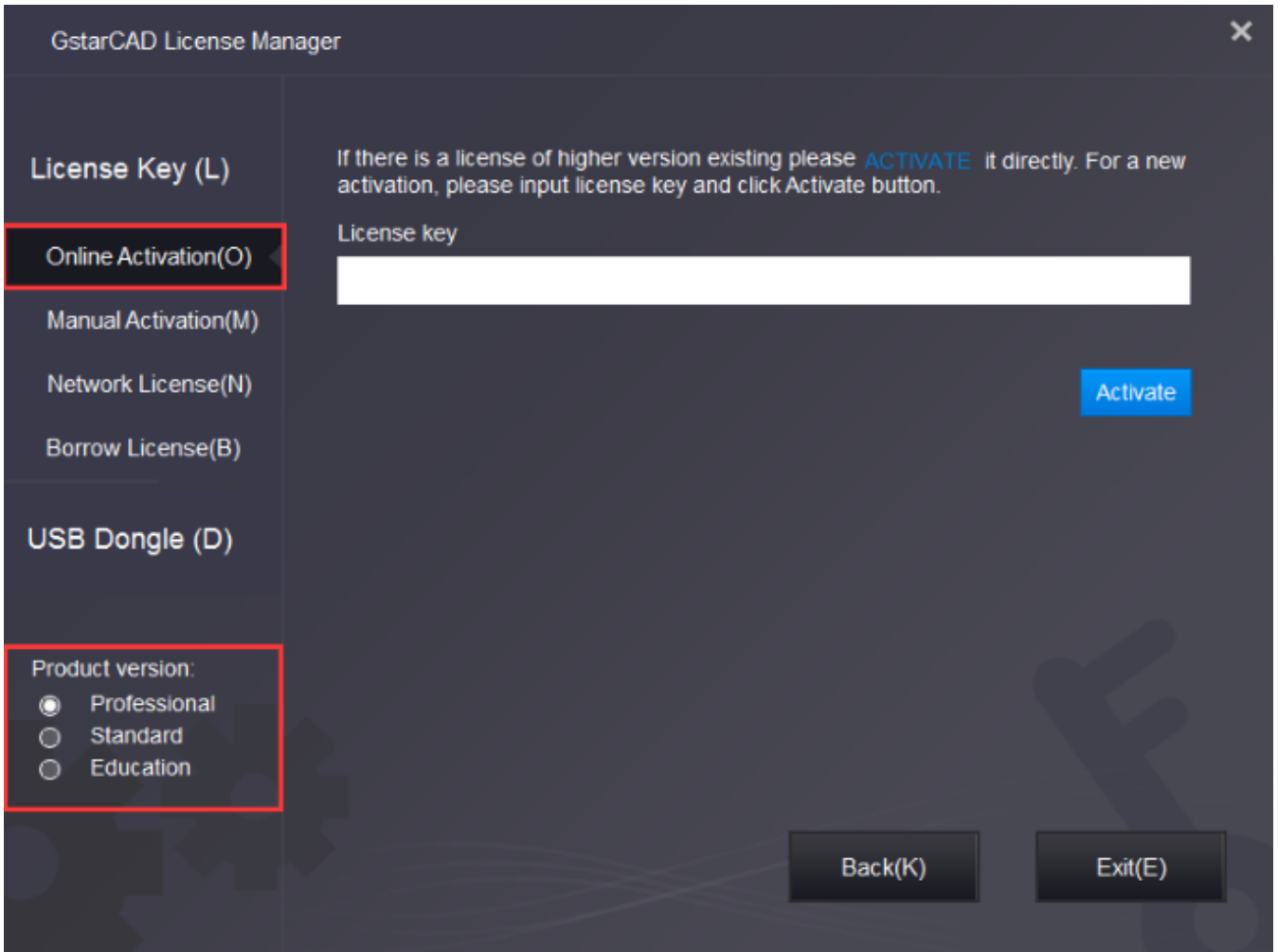
Network License: Get a license from a network license server

Borrows License: Borrow license from a network license server

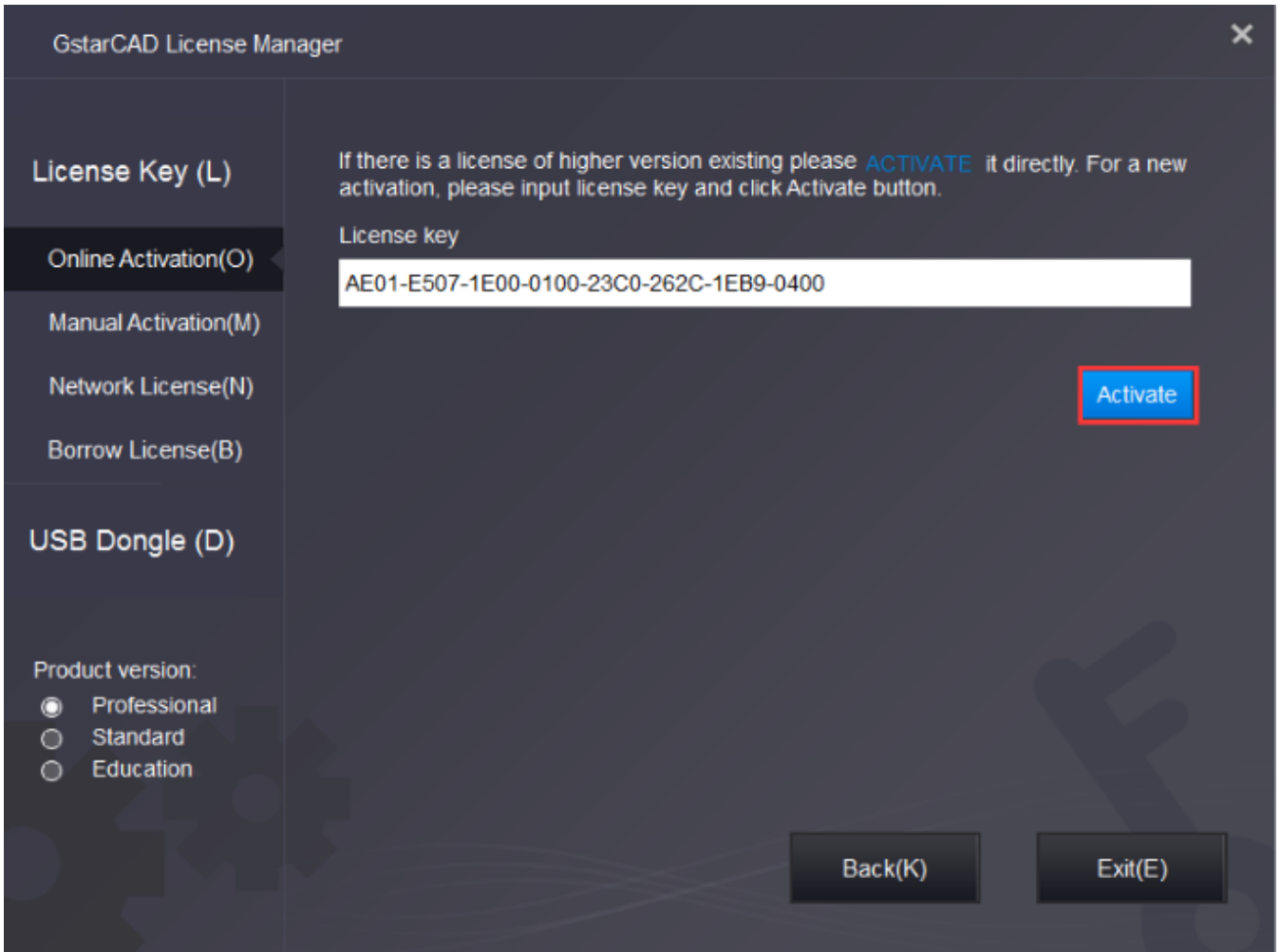
Online Activation

Instruction: *Make sure your computer is connected to the internet.*

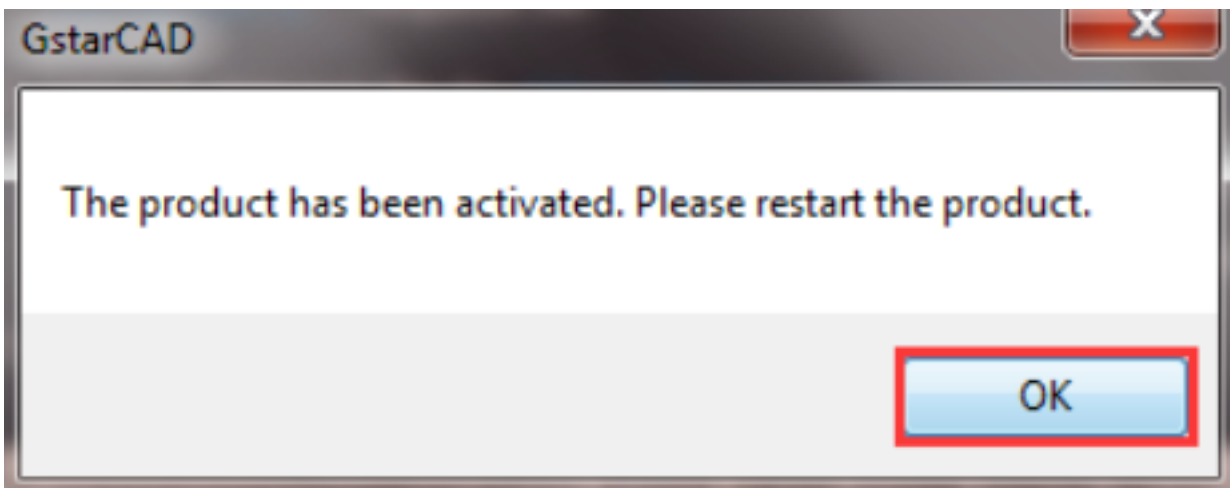
1. Click Online Activation(O) and select a version of GstarCAD 2021(Professional, Standard and, Education).



2. Input your license Key(serial number) and click the Activate button.



3. After a few seconds the following message appears. Click OK button to finish the activation. Then restart your GstarCAD 2021.



Online URL:

<https://www.gstarcad.com.my/knowledge/article/gstarcad-stand-alone-version-online-activation-2018-2022-1338.html>