

DIVIDE command

2096 GstarCAD MY /KW August 12, 2021 [CAD Commands](#) 0 1949

The **DIVIDE** command place evenly spaced point objects or blocks along the length or perimeter of a selected object.

Command Access:

Ribbon : Home > Draw > Point > Divide

Menu : Draw > Point > Divide

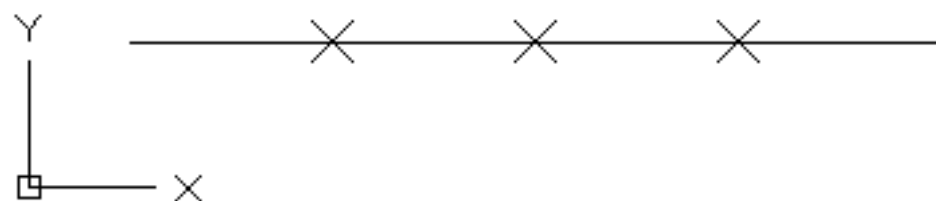
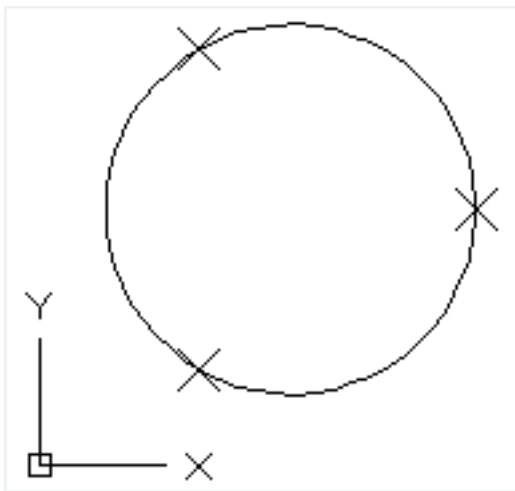
Command : DIVIDE

Command Prompts:

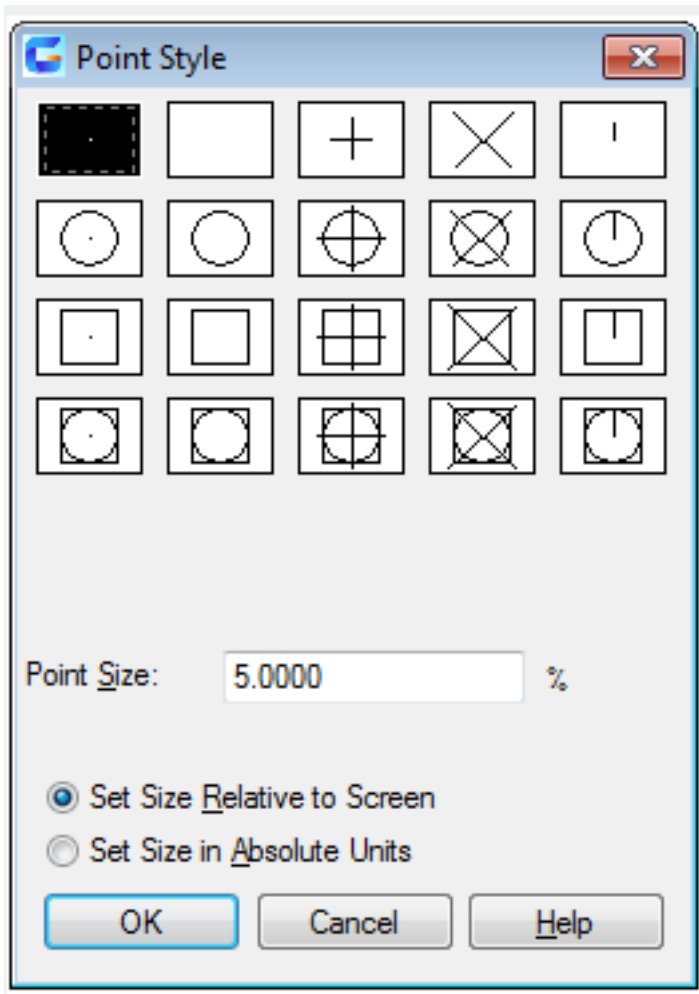
Select object to divide:

Enter the number of segments or [Block]:

Function Description:



Users could use DDPTYPE command to modify the display of points.



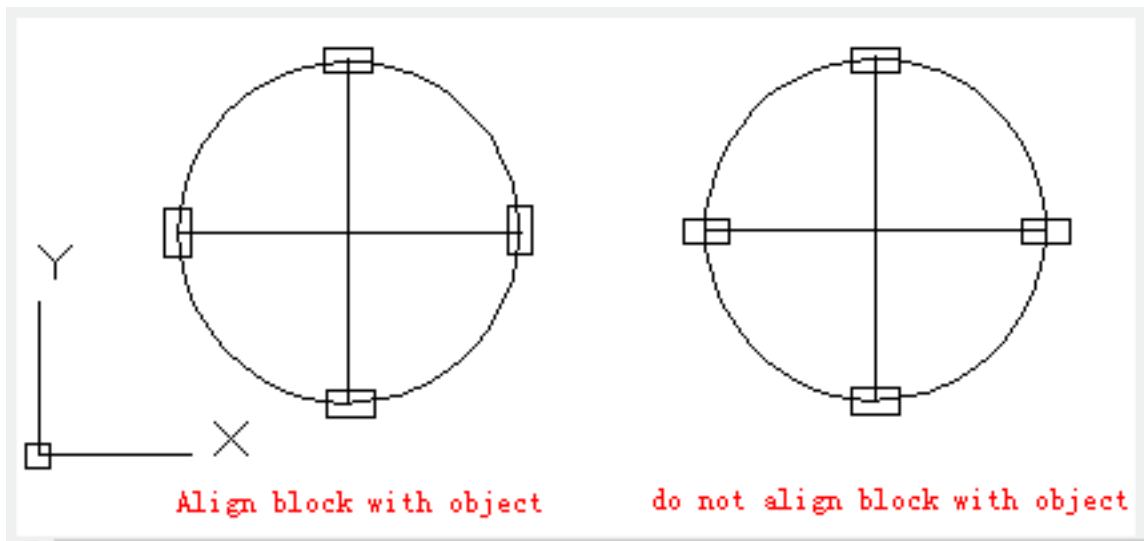
Relative glossary:

Block:

Place block with equal intervals along specified object. If a block contains variable properties, they will be discarded when inserting it.

Align block with object : The X direction of specified block will be tangent or aligned to object at the equal points.

Do not align block with object : Align the block along the normal direction.



Online URL: <https://www.gstarcad.com.my/knowledge/article/divide-command-2096.html>