

Extended Offset

2677 GstarCAD MY /KW November 30, 2021 [Workflow](#) 0 1028

This enhanced version of the OFFSET command offers several advantages over the standard command, including layer control, undo, and a multiple option.

Menu : Express tools>Modify>Extended Offset

Command Entry : EXOFFSET

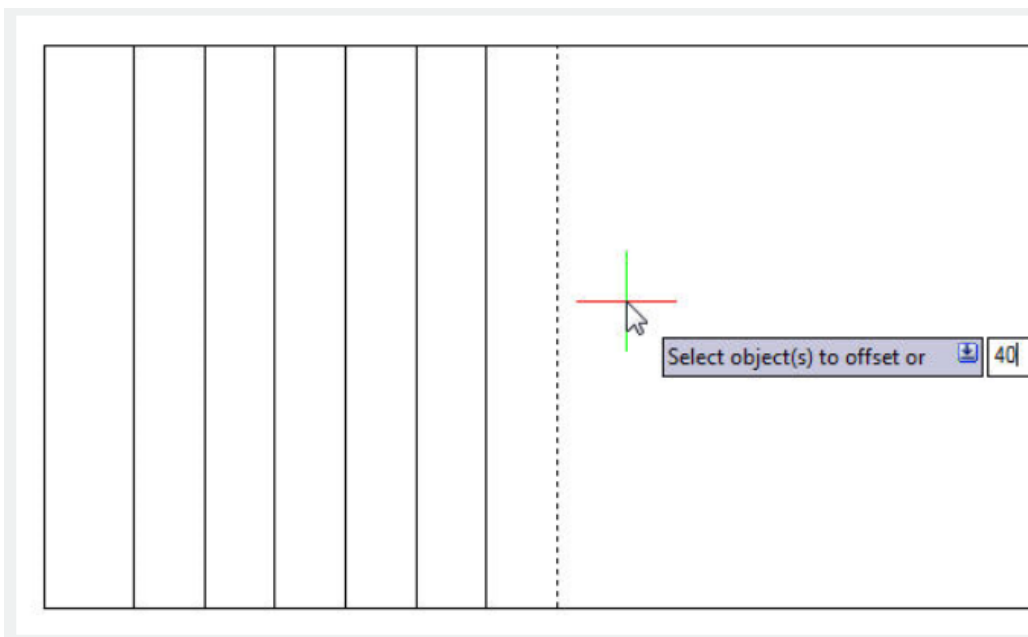
Specify offset distance or [Through] <T>: Specify the offset distance or through point

Select object(s) to offset or [Options/Undo]: Select an object to offset, change options or undo

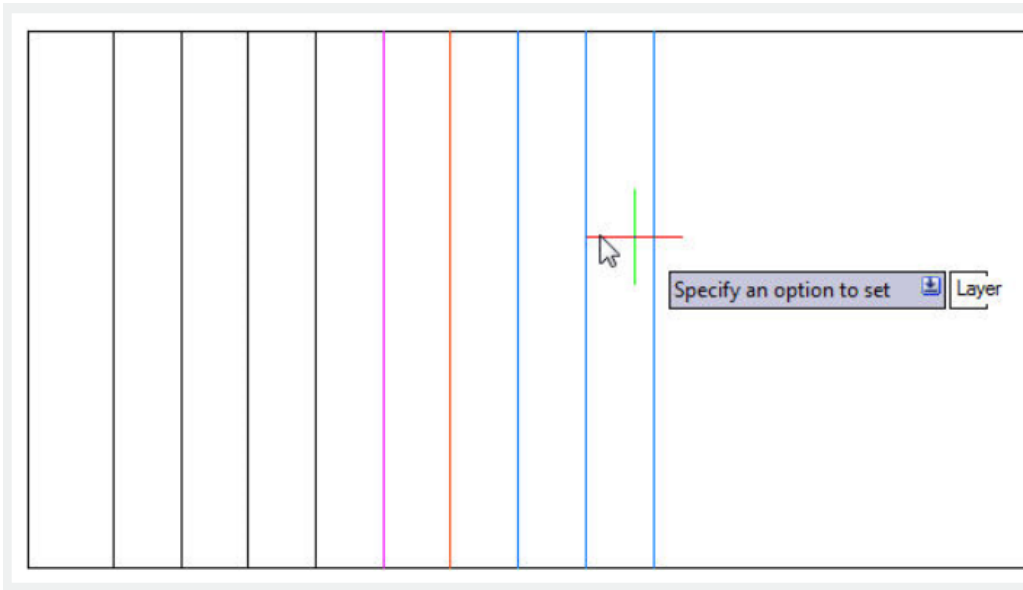
Specify an option to set [Distance/Layer/Gaptype]: Specify an option

EXOFFSET Options:

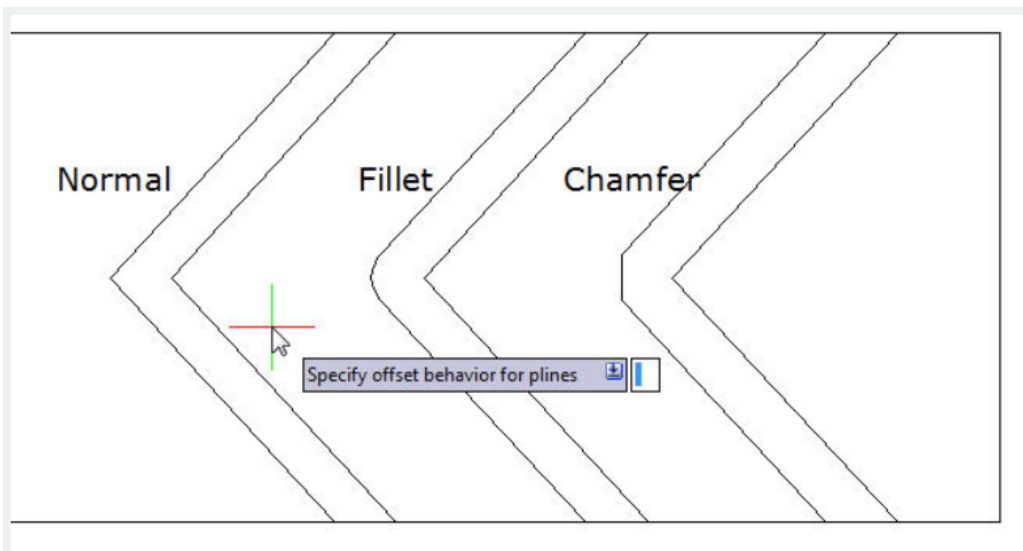
Distance: Specify the offset distance or through point



Layer: Specify the layer for new objects. Current Layer or Source Object Layer



GapType: Sets or changes the offset mode as controlled by the OFFSETGAPTYPE variable. The options are: Normal, Fillet or Chamfer.



Online URL: <https://www.gstarcad.com.my/knowledge/article/extended-offset-2677.html>